

KEY PERFORMANCE INDICATORS

Supportive Employment Saves Money

659% ROI

Based on retention; turnover costs = \$4,129 per employee
2016 Society for Human Resource Management Survey

Distinct Employees Served



478

Plus their families



Total Employee Requests

640



Includes return users; multiple interactions on a service in the same month excluded

Total Services

Supportive Employment Changes Lives

704






A request can have multiple needs (services)

Top Ten Service Needs

 272 Gov't Agency Navigation	 61 Financial Literacy	 24 Transportation
 93 Coaching	 56 Financial	 15 Holiday Assistance
 89 Education	 43 Housing	 12 Counseling Requests
		 10 Health/Insurance

Community ROI

Employer ROI Expands

-  Life Assistance Loans = \$58,500
-  Private-Community Funds = \$1670
-  Community Food Resources = \$480

Employee Utilization

Supportive Employment Transforms Companies

20.5%





2022 ANNUAL REPORT

Soaring to Success ERN®

Southwest Ohio

Mika Hanson-Edwards
Success Coach
mhanson-edwards@selfhelps.org
513-953-8674

EMPLOYER MEMBERS



STRATEGIC PARTNERS



THE ERN USA NETWORK



Collaborative Development Process



Employer Led Model



Shared Success Coach



Resources



Skill Building



Outreach Tools



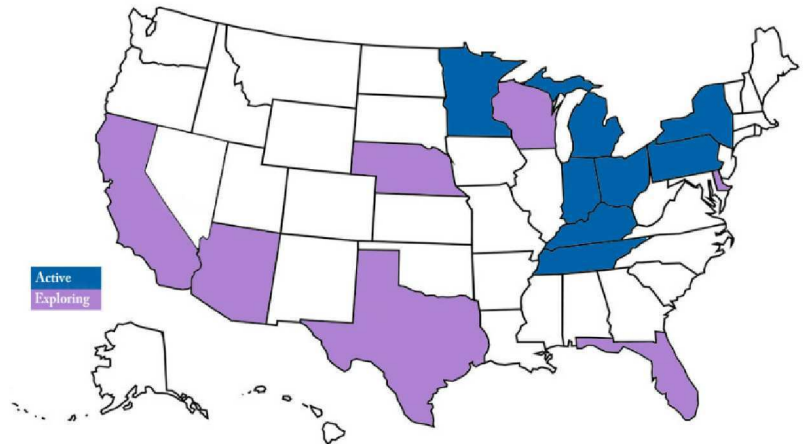
Data and Process Driven CMS



Peer Learning Events



500+% ROI



States & Counties

8 Michigan ERNs: Branch, Calhoun, Kalamazoo, Kent, Muskegon, Oceana, Ottawa, Saginaw, St Joseph

8 Ohio ERNs: Ashland, Cuyahoga, Jackson, Lucas, Marion, Mahoning, Montgomery, Richmond, Ross, Vinton

4 New York ERNs: Albany, Columbia, Fulton, Montgomery, Rochester, Rensselaer, Schenectady

5 Kentucky ERNs: Breathitt, Fayette, Hardin, Jackson, Laurel, Lee, Madison, Montgomery, Morgan, Pulaski, Rowan, Scott, Wayne, Wolfe

1 Tennessee: Shelby

1 Indiana ERN: Johnson

1 Minnesota ERN: Southwest

1 Pennsylvania ERN: Lancaster

Under Development: CA, DE, IN, KY, OH, PA, MN, NE, NY